•

•
•
•
•
•
•

•
•
•
•
•
•

•
•

•
•
•
•

			o
			o

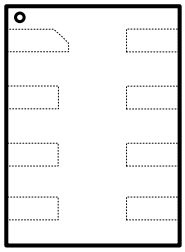

		℃ ℃		

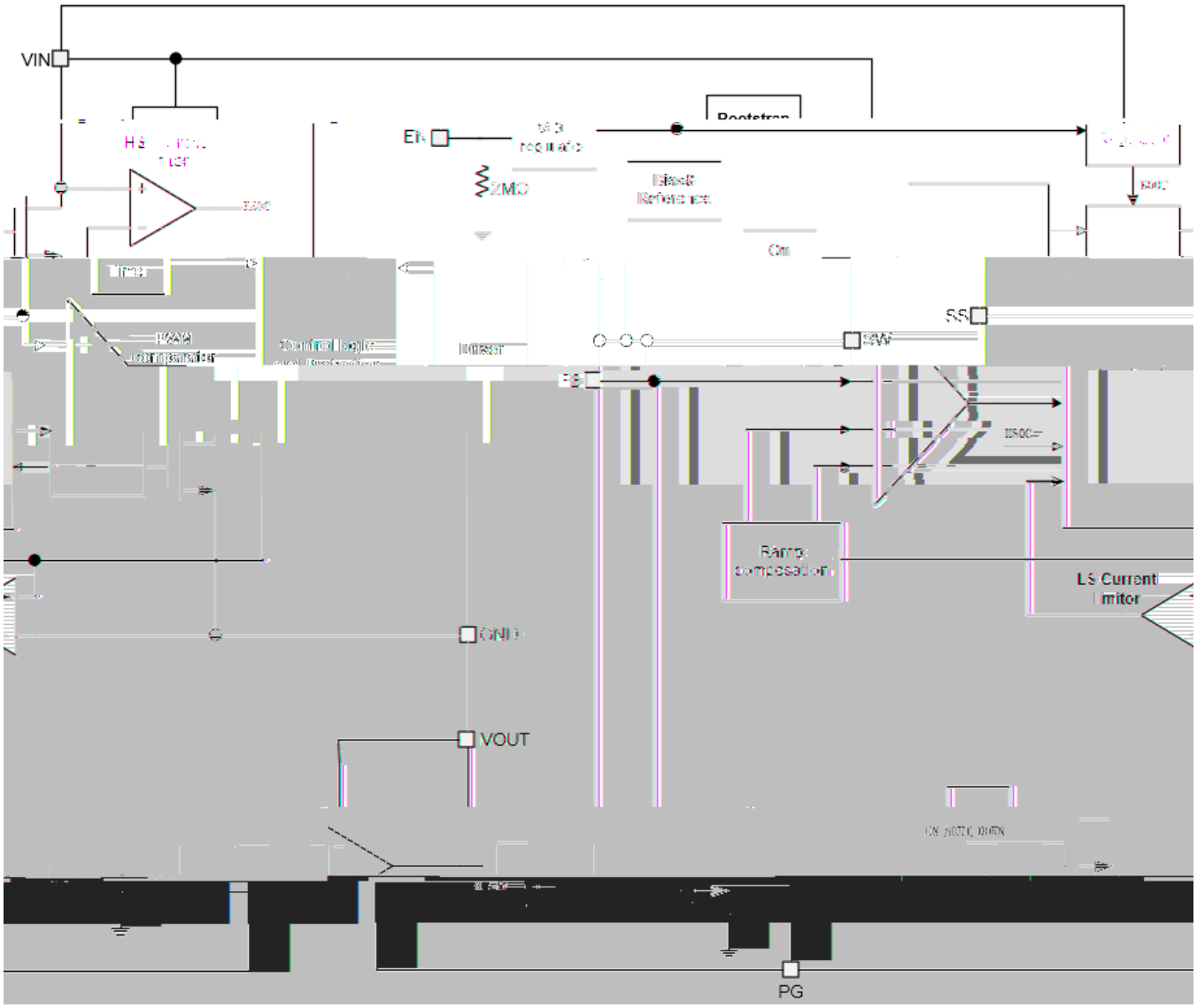
VIN
EN
ZMO
SS
SAW
FB
Ramp compensation
LS Current limitor
GND
VOUT
PG

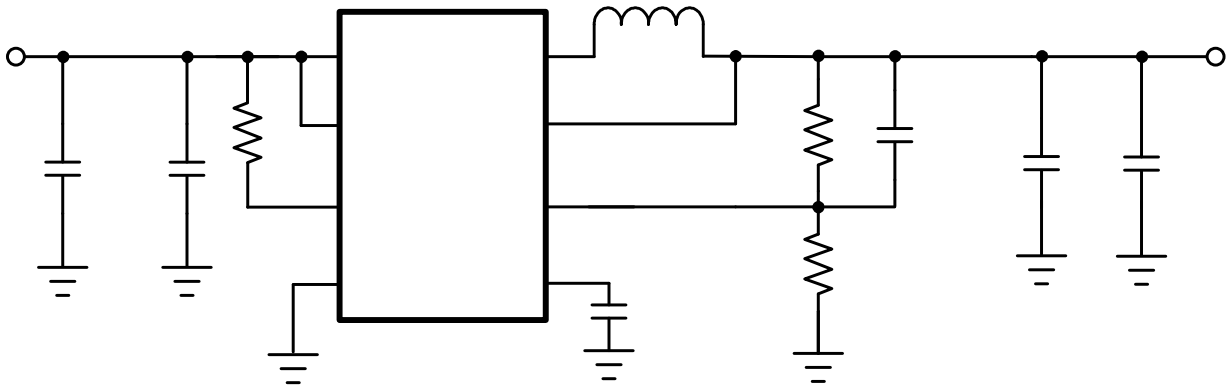

:

Vout	L1	COUT	R1	R2	C6
1.2V	1uH	20uF	10.2	10.2	
1.8V	1uH	20uF	20	10.2	
3.3V	1uH	30uF	46.5	10.2	

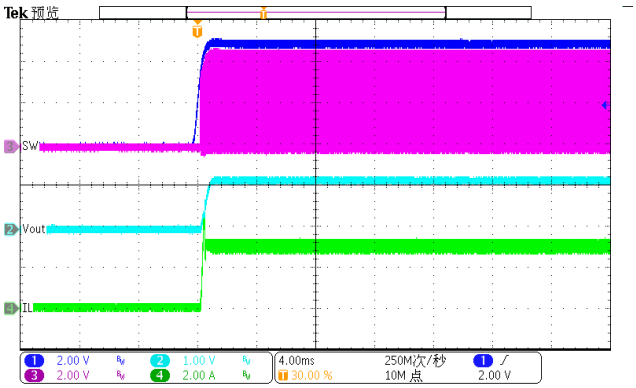
Tek 预览
SW
Vout
IL
2.00 V
1.00 V
2.00 V
2.00 A
4.00ms
30.00 %
250M次/秒
10M 点
2.00 V


Tek 预览
Vout
1.00 V

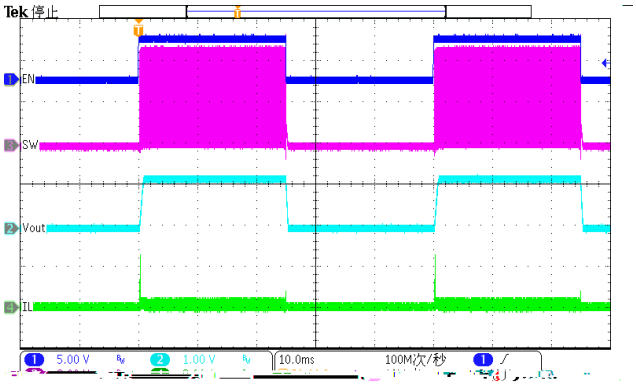
Tek 停止
EN
SW
Vout
IL
5.00 V
1.00 V
10.0ms
100M次/秒

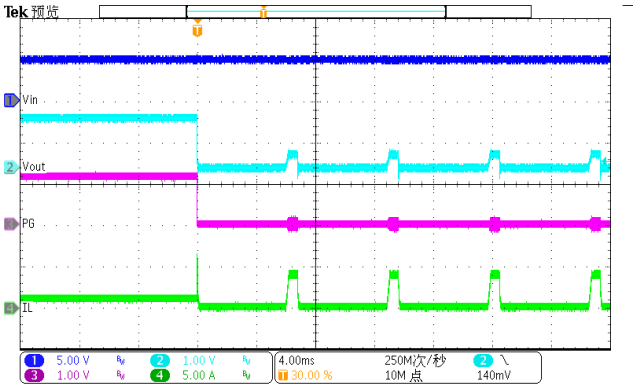
Tek 预览
Vin
Vout
PG
IL
5.00 V
1.00 V
1.00 V
5.00 A
4.00ms
30.00 %
250M次/秒
10M 点
140mV

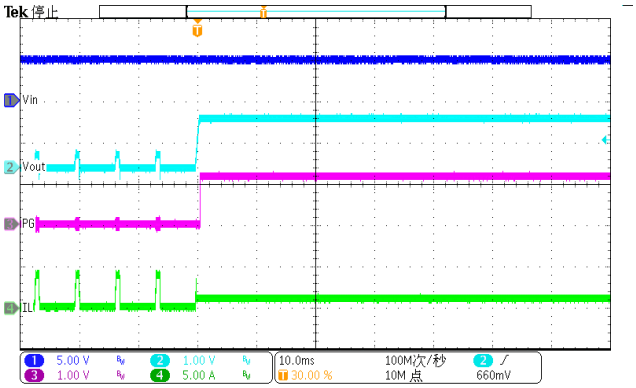
Tek 停止
Vin
Vout
PG
IL
5.00 V
1.00 V
1.00 V
5.00 A
10.0ms
30.00 %
100M次/秒
10M 点
660mV

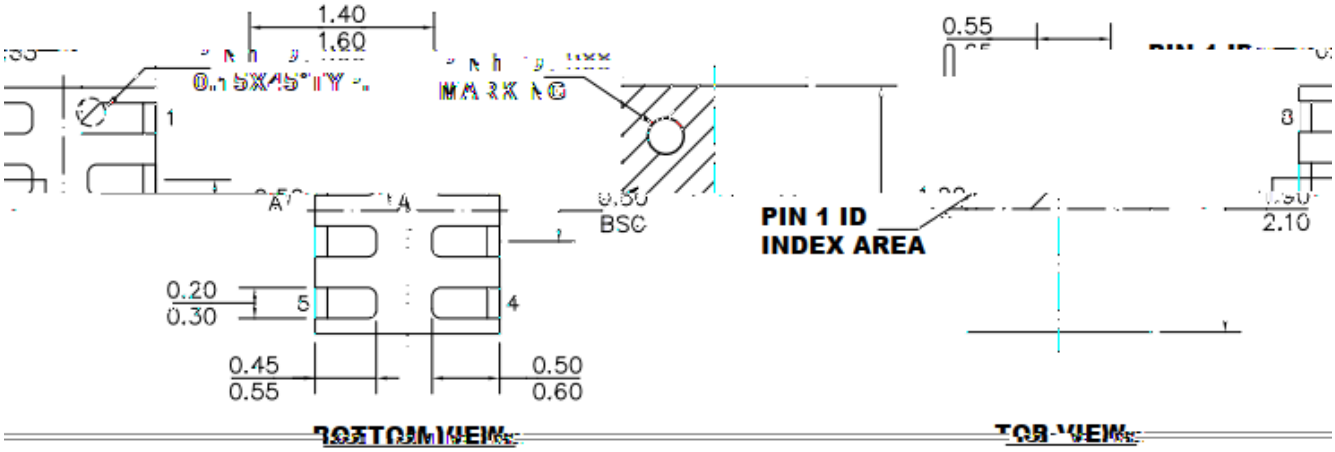
1.40
1.60
0.55
MARKING
PIN 1 ID
INDEX AREA
0.50
BSC
2.10
0.20
0.30
0.45
0.55
0.50
0.60
BOTTOM VIEW
TOP VIEW

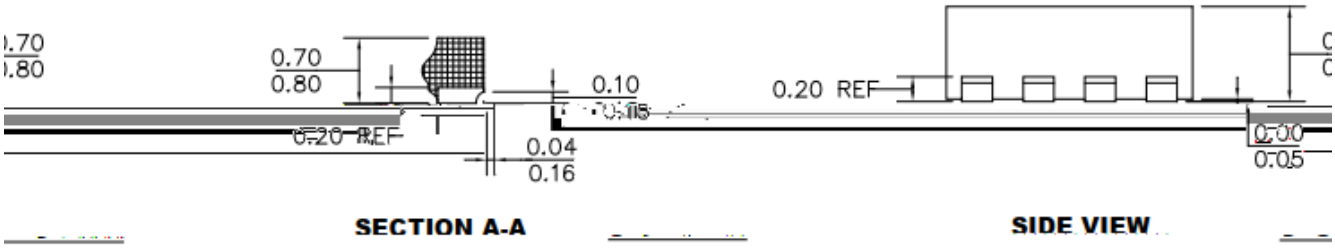
0.70
0.80
0.10
0.20 REF
0.04
0.16
0.00
0.05
SECTION A-A
SIDE VIEW

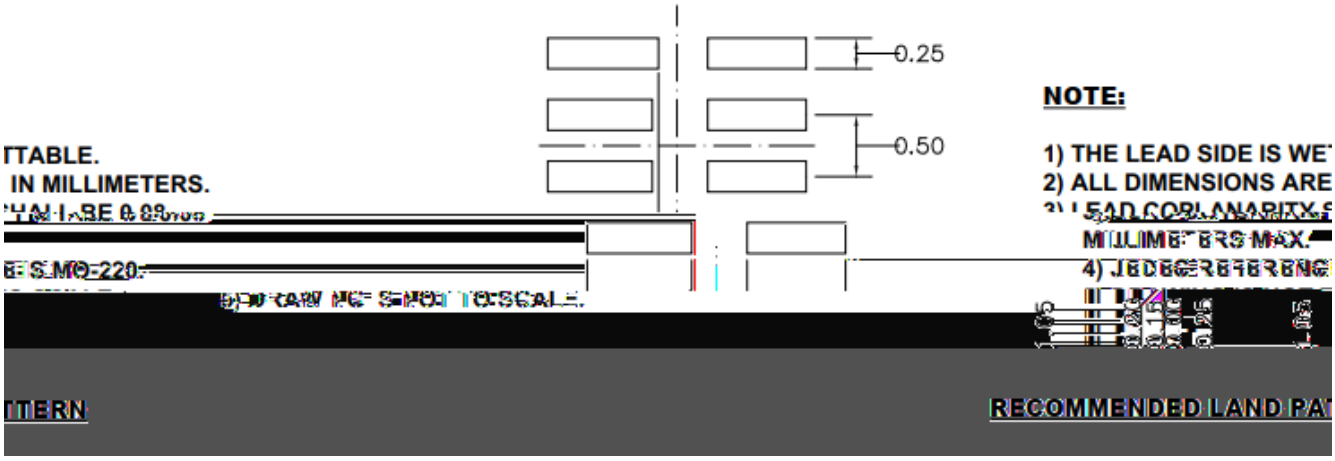
0.25
0.50
NOTE:
1) THE LEAD SIDE IS WET
2) ALL DIMENSIONS ARE
TTABLE.
IN MILLIMETERS.
RECOMMENDED LAND PAT
TTERN

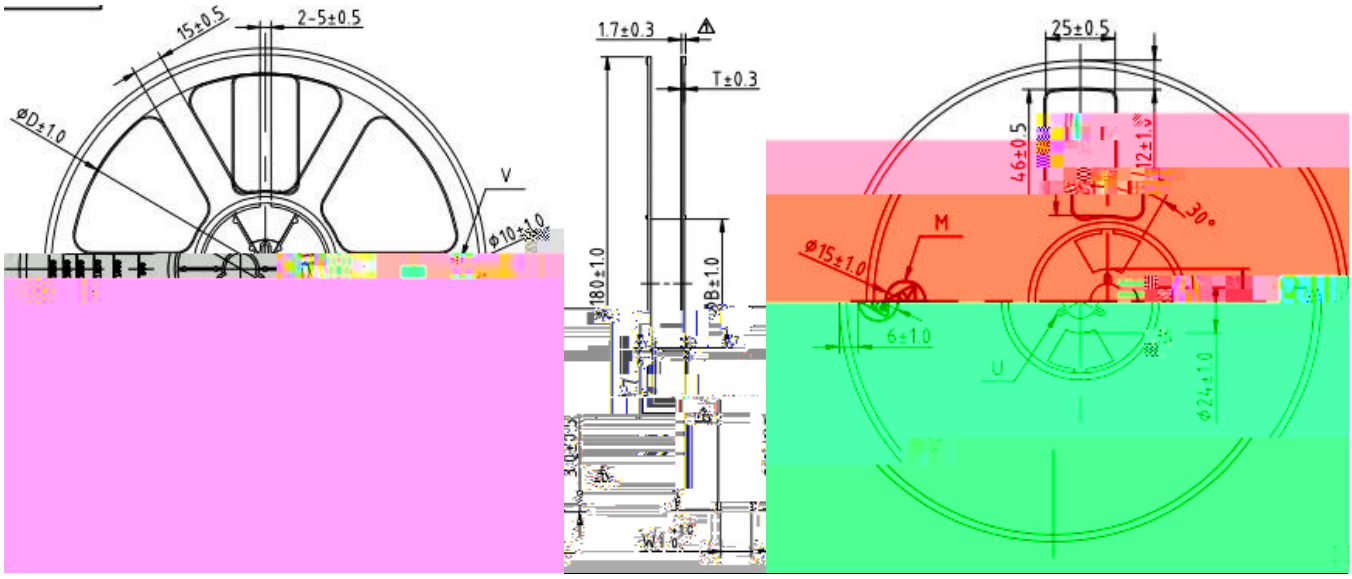
15±0.5
2-5±0.5
ØD±1.0
V
Ø10±1.0
1.7±0.3
T±0.3
180±1.0
ØB±1.0
3.0±0.3
W1.0
25±0.5
46±0.5
12±1.0
30°
M
Ø15±1.0
6±1.0
U
Ø24±1.0

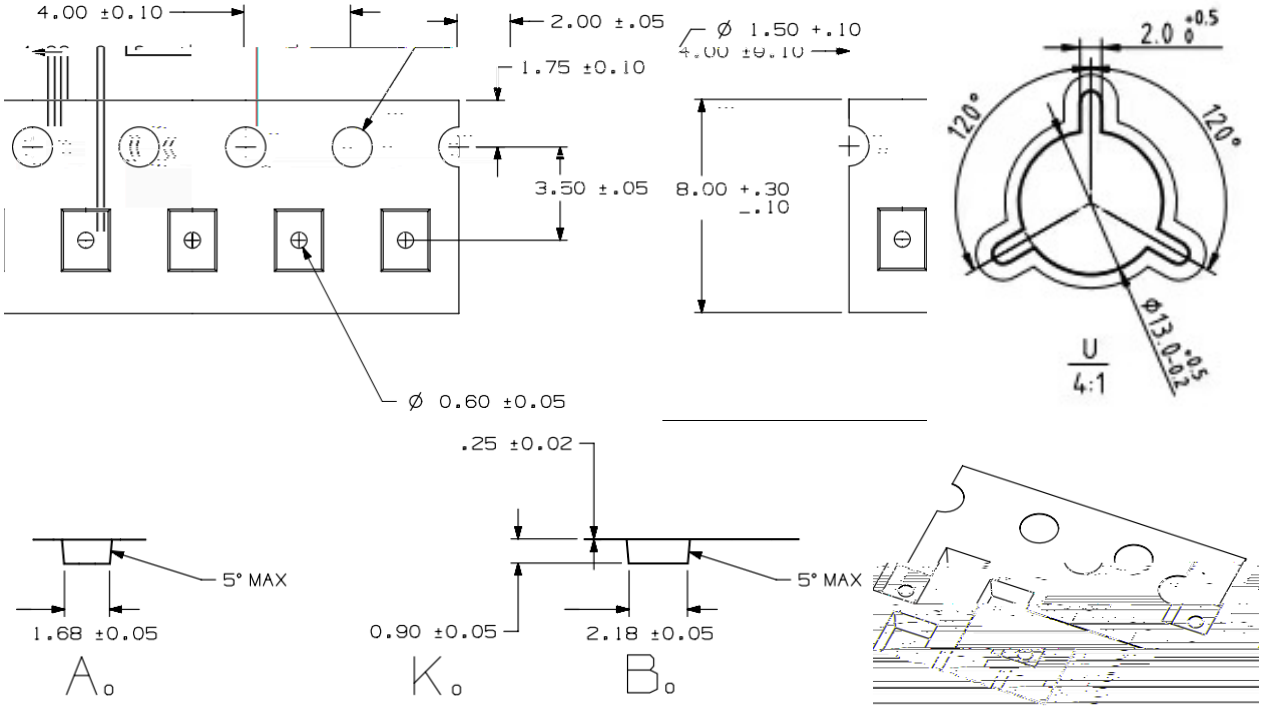
4.00 ±0.10
2.00 ±.05
Ø 1.50 +.10
1.75 ±0.10
3.50 ±.05
8.00 +.30
-.10
Ø 0.60 ±0.05
2.0 0 +0.5
120°
120°
Ø13.0 -0.2 +0.5
U
4:1
.25 ±0.02
5° MAX
1.68 ±0.05
A0
0.90 ±0.05
K0
2.18 ±0.05
B0