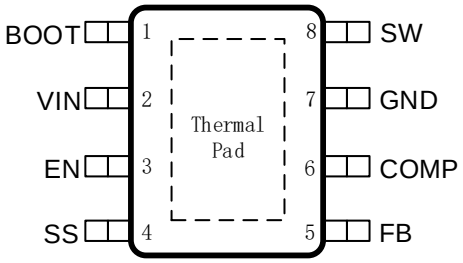

(1)

(2)

(1)
(2)

B+

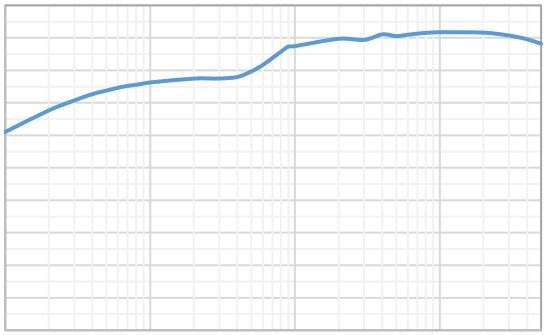

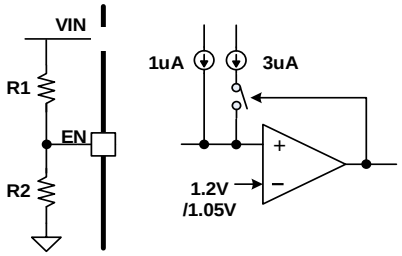
VIN
R1
EN
R2
1uA
3uA
+
−
1.2V
/1.05V

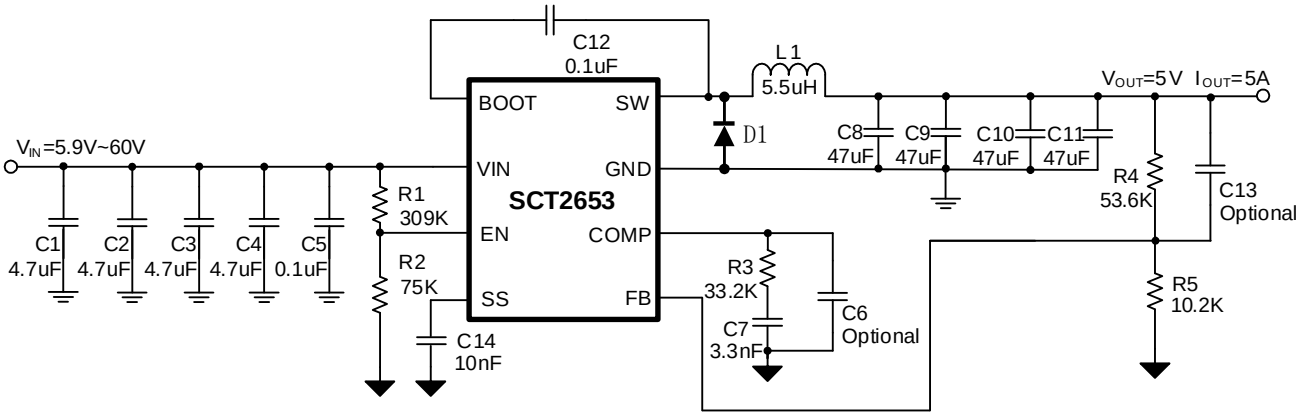
C12
0.1uF
L1
5.5uH
VOUT=5V IOUT=5A
BOOT
SW
D1
C8
47uF
C9
47uF
C10
47uF
C11
47uF
VIN=5.9V~60V
VIN
GND
SCT2653
R1
309K
R4
53.6K
C13
Optional
C1
4.7uF
C2
4.7uF
C3
4.7uF
C4
4.7uF
C5
0.1uF
EN
COMP
R2
75K
R3
33.2K
SS
FB
C6
Optional
R5
10.2K
C7
3.3nF
C14
10nF

Table 1. R_4, R_5 Value for Common Output Voltage (Room Temperature)

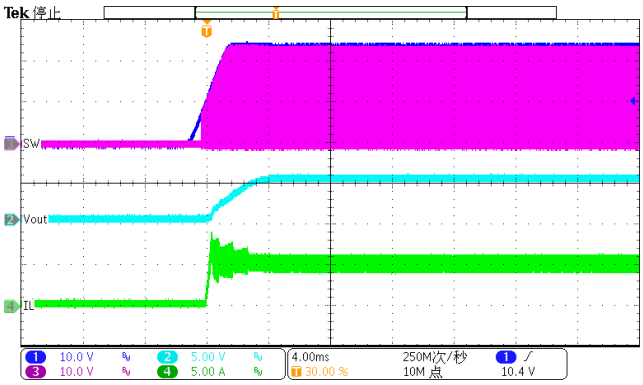
Tek 停止
SW
Vout
IL
10.0 V
5.00 V
10.0 V
5.00 A
4.00ms
30.00 %
250M次/秒
10M 点
10.4 V

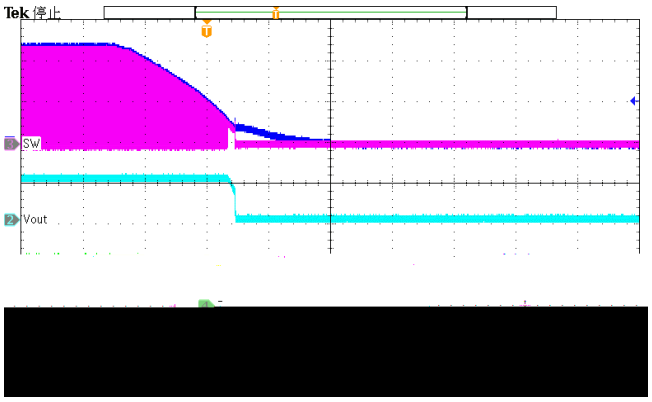
Tek 停止
SW
Vout

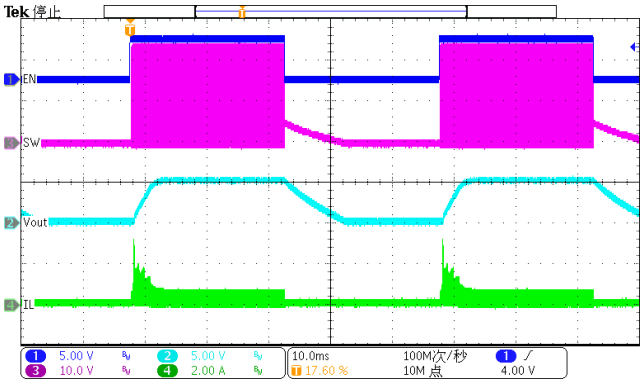
Tek 停止
EN
SW
Vout
IL
5.00 V
5.00 V
10.0 V
2.00 A
10.0ms
17.60 %
100M次/秒
10M 点
4.00 V

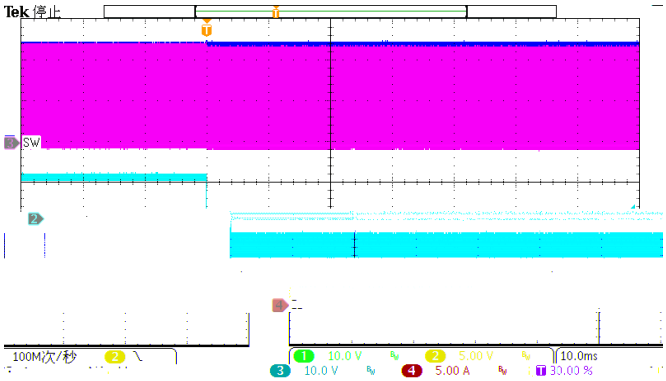
Tek 停止
SW
100M次/秒
10.0 V
5.00 V
10.0 V
5.00 A
10.0ms
30.00 %

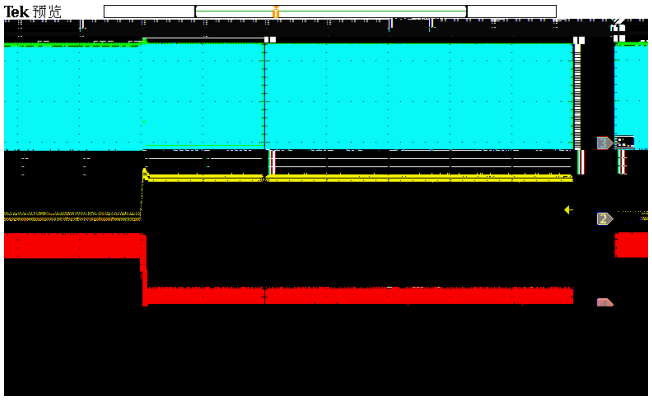
Tek 预览

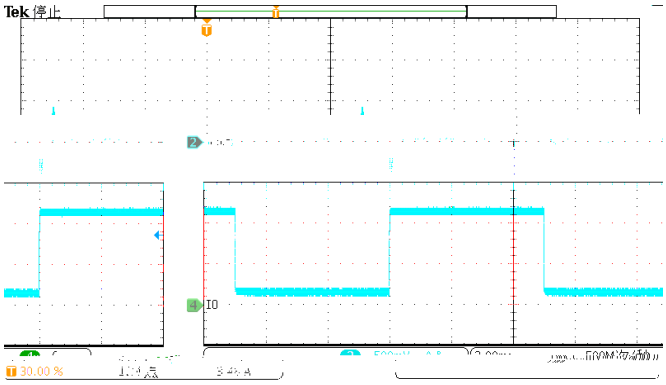
Tek 停止
IO
30.00 %

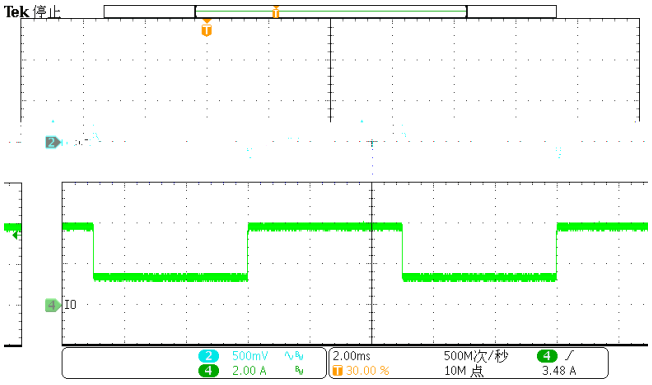
Tek 停止
IO
500mV
2.00 A
2.00ms
30.00 %
500M次/秒
10M 点
3.48 A

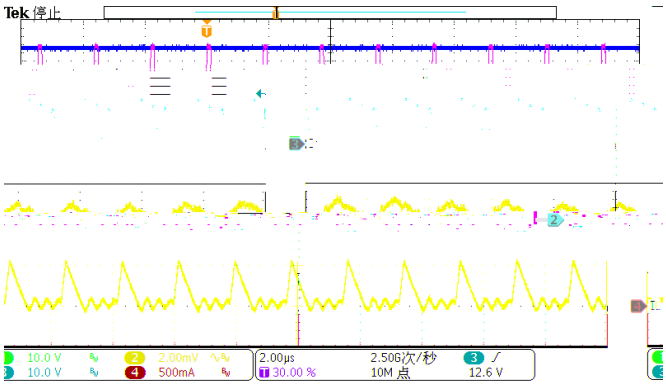
Tek 停止
10.0 V
10.0 V
2.00mV
500mA
2.00µs
30.00 %
2.50G次/秒
10M 点
12.6 V

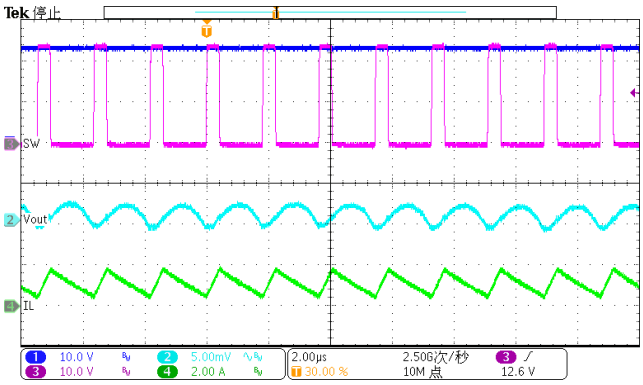
Tek 停止
SW
Vout
IL
10.0 V
10.0 V
5.00mV
2.00 A
2.00µs
30.00 %
2.50G次/秒
10M 点
12.6 V

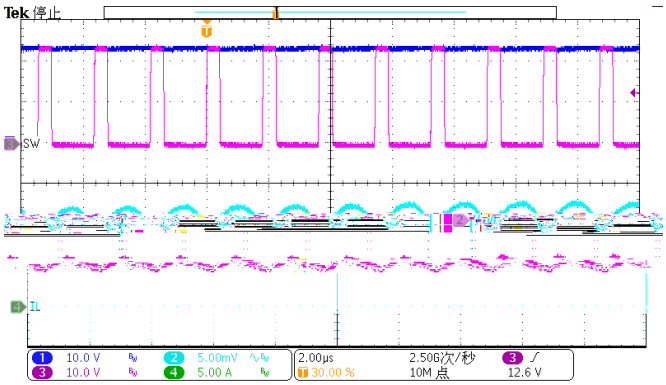
Tek 停止
SW
IL
10.0 V
10.0 V
5.00mV
5.00 A
2.00µs
30.00 %
2.50G次/秒
10M 点
12.6 V

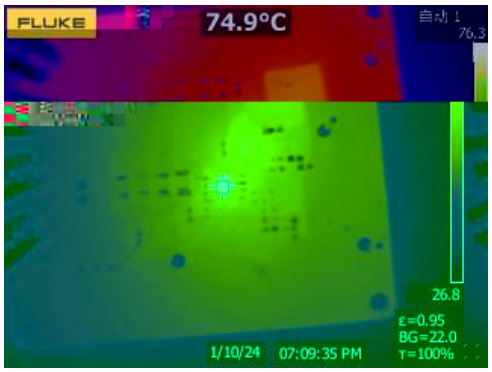
FLUKE
74.9°C
自动 1
76.3
26.8
ε=0.95
BG=22.0
τ=100%
1/10/24
07:09:35 PM

1.

2.
3.
4.

5.

6.

7.

8.
9.

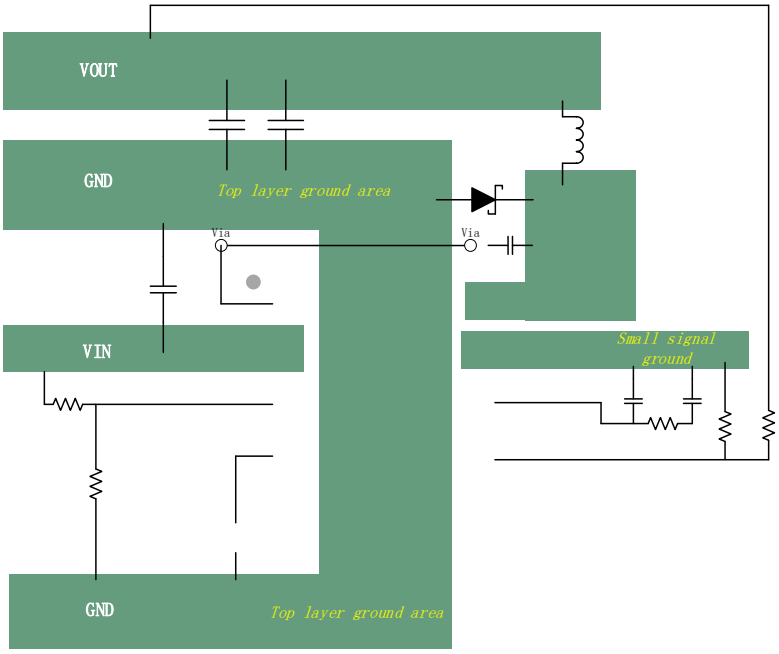
VOUT
GND
Top layer ground area
Via
Via
VIN
Small signal ground
GND
Top layer ground area

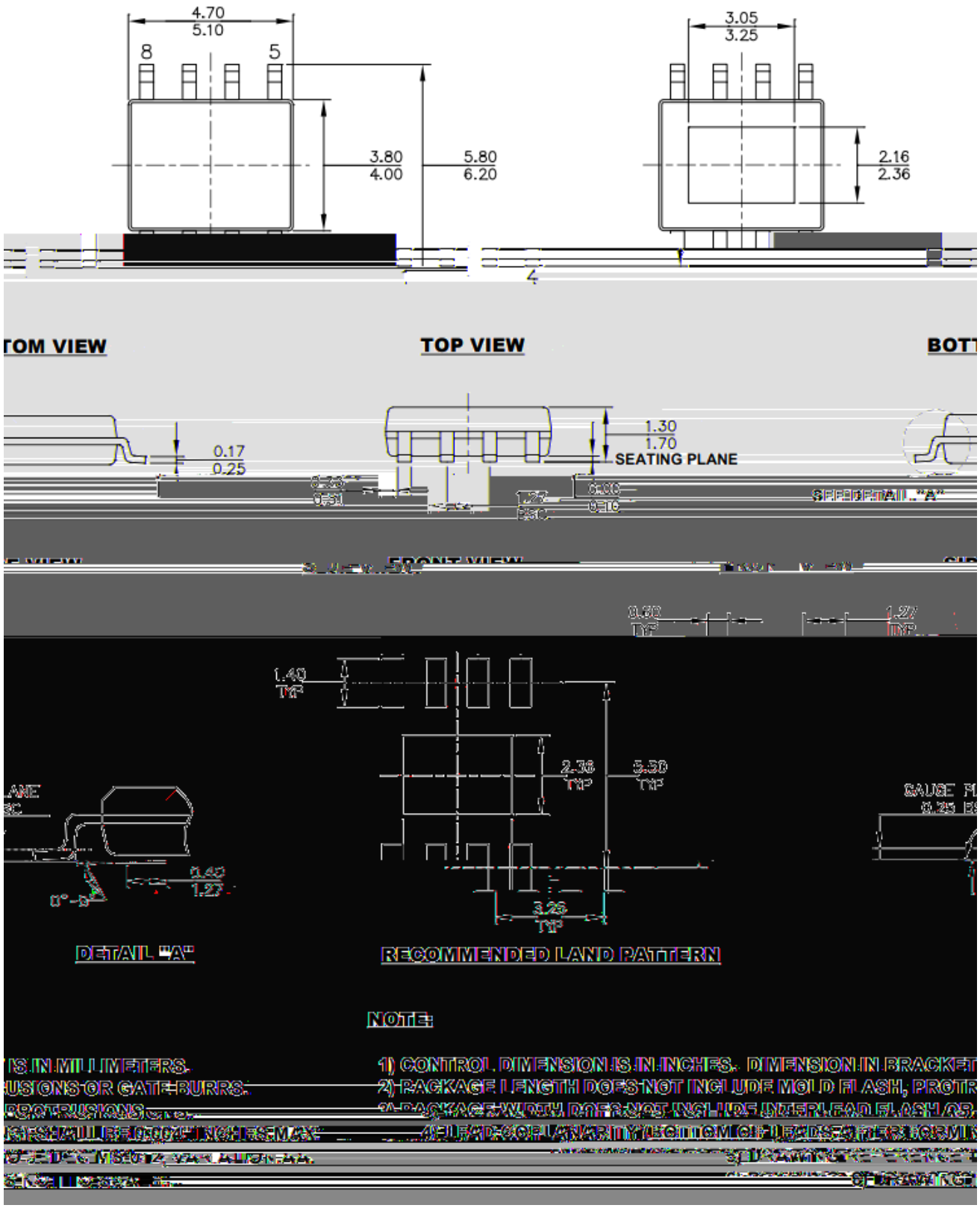
4.70
5.10
8
5
3.80
4.00
5.80
6.20
3.05
3.25
2.16
2.36
TOP VIEW
0.17
0.25
1.30
1.70
SEATING PLANE
DETAIL "A"
RECOMMENDED LAND PATTERN
NOTE:

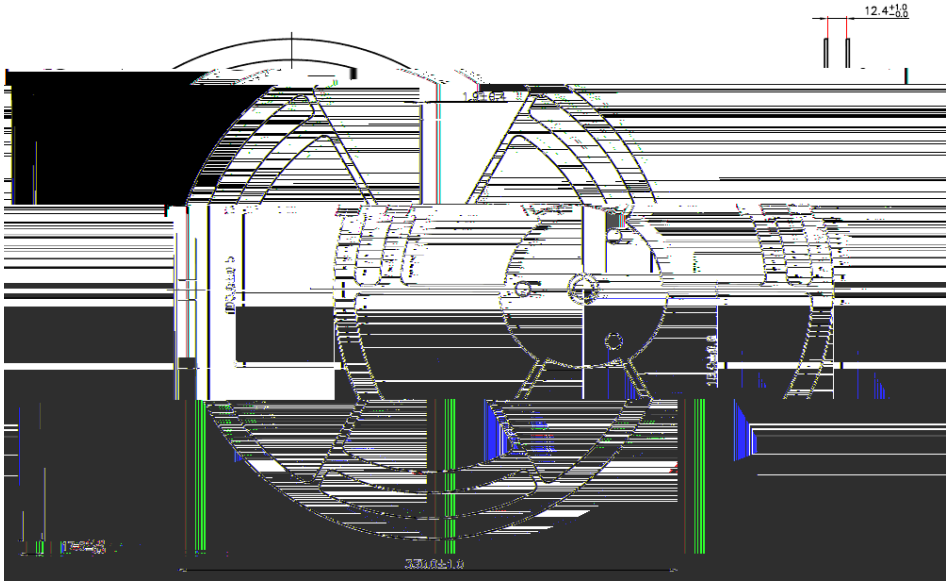

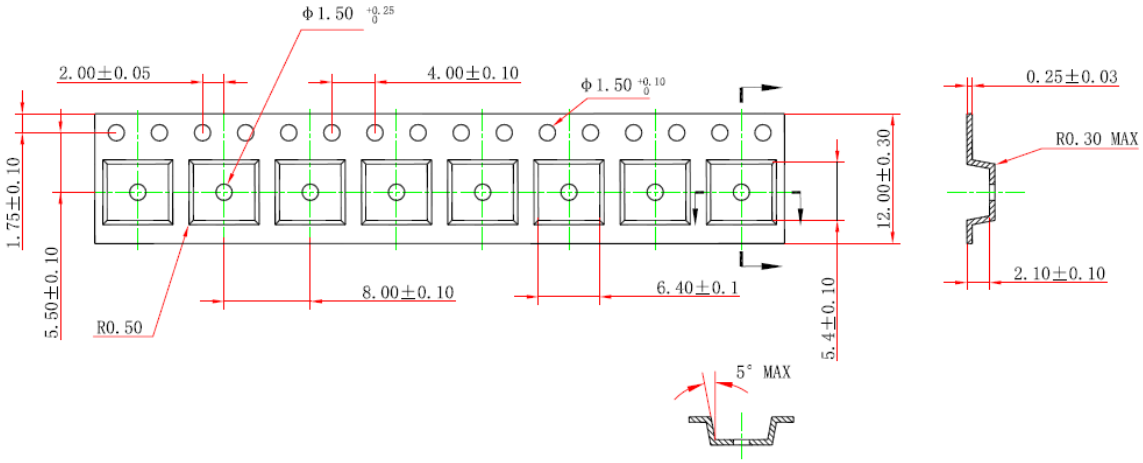
Φ1.50 +0.25 0
2.00±0.05
4.00±0.10
Φ1.50 +0.10 0
0.25±0.03
R0.30 MAX
1.75±0.10
5.50±0.10
12.00±0.30
2.10±0.10
R0.50
8.00±0.10
6.40±0.1
5.4±0.10
5° MAX